

Sight Word Readers

look  
for

# City Colors



D-8/16

SCHOLASTIC

# Sight Word Readers


No part of this publication may be produced in whole or in part or stored in a retrieval system, or transmitted in any form or by any means, electronic, mechanical, photocopying, recording, or otherwise, without written permission of the publisher. For information regarding permission, write to Scholastic Inc., 557 Broadway, New York, NY 10012.

Written by Linda Ward Beech  
Illustrated by Peggy Tangel  
Designed by Norma Ortiz

ISBN: 0-439-51158-5

Copyright © 2003 by Scholastic Inc.

All rights reserved. Printed in the U.S.A.



Look for **red**.






Look for **blue**.

2




Look for **orange**.

3



And **purple** too.

4



Look for **yellow**.

5



Look for **green**.

6

7



Look for **colors** we have seen.

8

**Build reading skills and sight-word fluency with these instant activities:**

- ☆ **Before Reading** Discuss the title and cover illustration, then invite children to predict what the story is about.
- ☆ **During Reading** Encourage children to position their finger beneath each word as they read along.
- ☆ **After Reading** Ask children to point to each box and read the sight word inside it.

look	for	look
look	for	for

